



4 WAY DESKTOP SNEEZE GUARD

SNZ-X-DVDR

The 4-Way Desktop Sneeze Guard is designed for use on tabletops in classrooms, offices, restaurants, cafeterias, break rooms and more. Plexiglass Sneeze Guards provide protection even when social distancing is not possible by acting as a physical barrier that stops germs from passing through. Thanks to the interlocking design, the 4-Way Desktop Sneeze Guard evenly divides a table and remains upright without additional support or hardware. The 4-way Sneeze Guard is made of 1/4" clear plexiglass. Support best practices in schools and the workplace for health and safety.



features and benefits:

- 4-way desktop/tabletop sneeze guard made of clear plexiglass
- Interlocking design provides structural stability without the need for hardware
- 1/4" thick desktop/tabletop sneeze guard
- Packs flat for easy storage
- Fits on a 4' x 4' table
- Made in North America 

dimensions:

Hardware

Assembled unit:
47" w x 23.5" h x 47" d
1193mm(w) x 596mm(h) x 1193mm(d)

Approximate weight with cases:
21 lbs / 10 kgs

Shipping

Packing case(s):
1 APEX BOX - Can ship portable / UPS

Shipping dimensions:
47.27" w x 25.59" h x 2.75" d
1150mm(w) x 650mm(h) x 70mm(d)

Approximate total shipping weight
(includes cases & graphics):
25 lbs / 12 kgs

additional information:



WARNING: Cancer
www.P65Warnings.ca.gov




This product may include the following materials for recycle:
aluminum, select wood, fabric, cardboard, paper, steel, and plastics.

We are continually improving and modifying our product range and reserve the right to vary the specifications without prior notice. All dimensions and weights quoted are approximate and we accept no responsibility for variance. E&OE. See Graphic Templates for graphic bleed specifications.

ASSEMBLE STEPS

*Not to scale

INCLUDED IN YOUR KIT:



SNEEZE GUARD

x1


STEP 1:

After removing product from clear package. Remove clear film from front and back of all pieces.




STEP 2:

The plex sheets are about 10 lbs. a piece and could be a challenge for some. 2 people are recommended. Place first piece with cut-out slot facing up on bottom. Gather 2nd piece with cut-out slot facing down and slowly slide it into slot below. Make sure both pieces are lined up before joining together as shown in the image on the right. Once lined up press down.



STEP 3:



Complete