

Formulate 20' Horizontal Curve

FMLT-WH20-01

Formulate™ is a collection of sophisticated, ergonomically designed exhibit booths. Formulate combines state-of-the-art zipper pillowcase dye-sublimated fabric coverings with advanced lightweight aluminum structures to provide unique design, functionality, and style. The excellence of the Formulate line of displays, hanging structures and products is simply unmatched. Stretch fabric graphics are hand-sewn, durable and dry-cleanable.



features and benefits:

- State-of-the-art 30mm aluminum tubing with push-button connectors
- Easy to store and ship
- Frame can also be configured* as a standard 10' backwall (*requires additional 10' graphic purchase)
- Kit includes: one frame, one dye-sublimated zipper pillowcase graphic, and two wheeled molded OCL storage cases
- Lifetime hardware warranty against manufacturer defects

dimensions:

Hardware	Graphic
<p>Assembled unit: 226.73" w x 92" h x 38.5" d 5759mm(w) x 2413mm(h) x 978mm(d)</p> <p>Approximate weight (includes graphic): 105 lbs / 47.6 kgs</p>	<p>Total visual area: 250.5" w x 92" h 5740mm(w) x 2324mm(h)</p> <p>Please be sure to include a 2" bleed around the perimeter.</p> <p>Refer to related graphic template for more information.</p>
<p>Shipping</p> <p>Shipping dimensions: 2 OCL cases: 19" l x 19" w x 56" h 483mm(l) x 483mm(w) x 1422mm(h)</p> <p>Approximate shipping weight (with cases): 145 lbs / 65.8 kgs</p>	

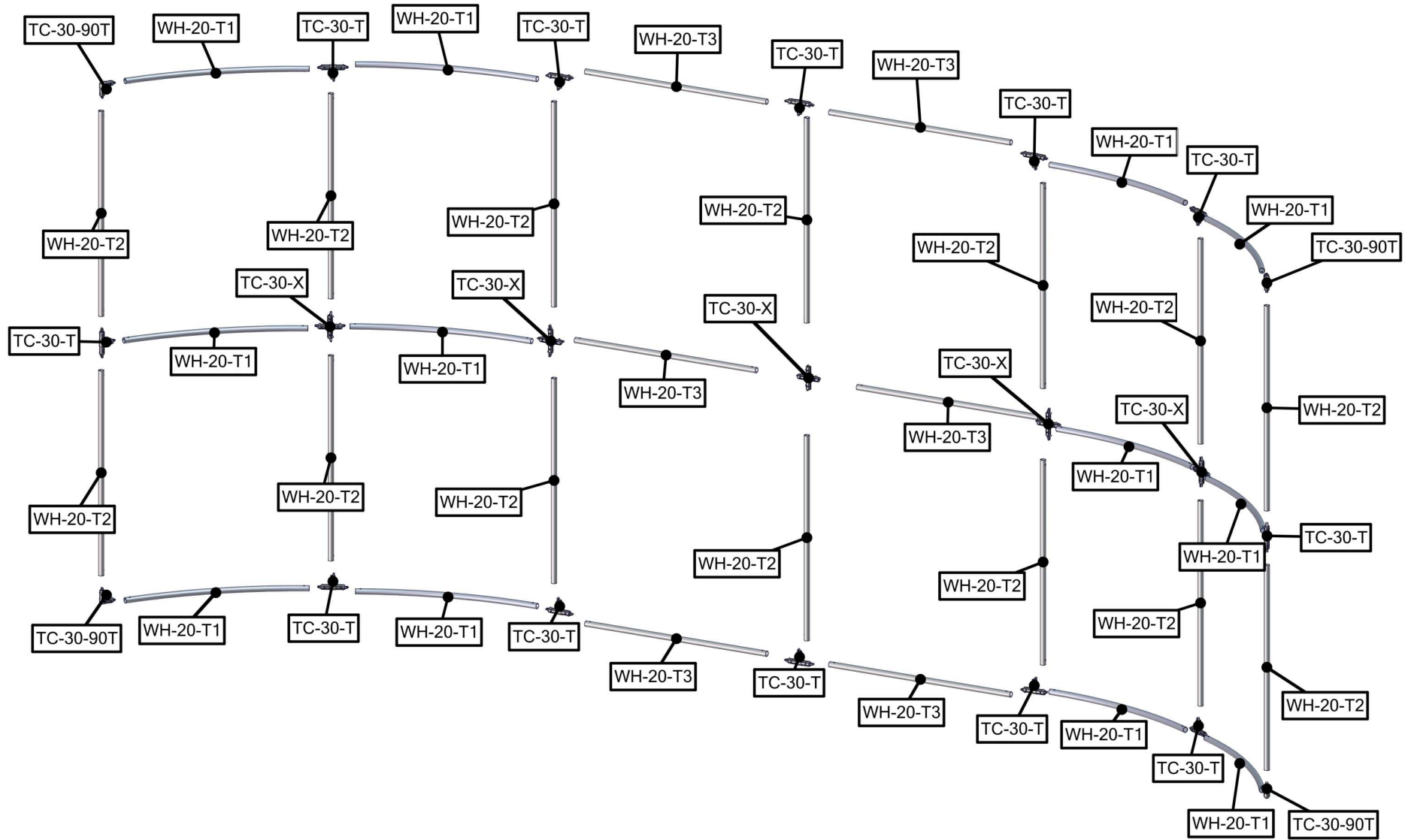
additional information:

Graphic material:
Dye-sublimated zipper pillowcase fabric

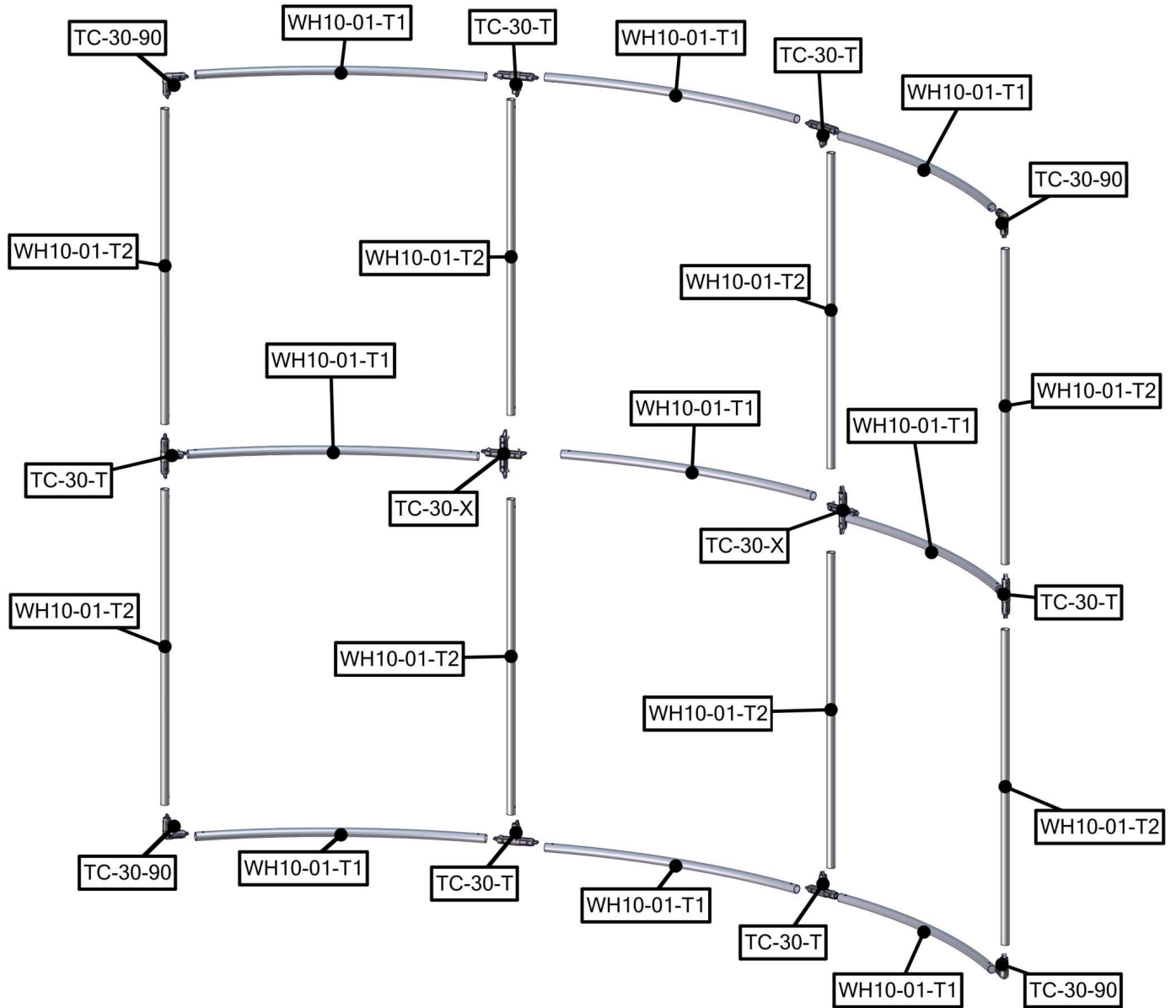
Optional accessories:
Lumina 8-50 watt halogen lighting, literature pocket, stand-off literature rack, stand-off graphic shelf, graphic header, larger freight cases

We are continually improving and modifying our product range and reserve the right to vary the specifications without prior notice. All dimensions and weights quoted are approximate and we accept no responsibility for variance. E&OE. See Graphic Templates for graphic bleed specifications.

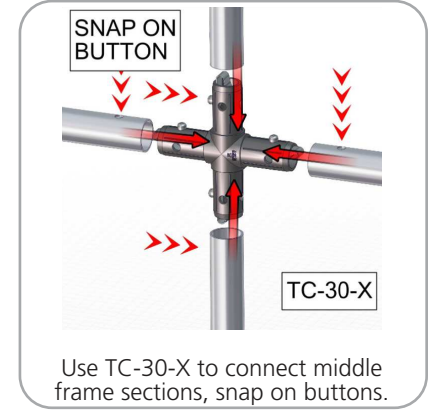
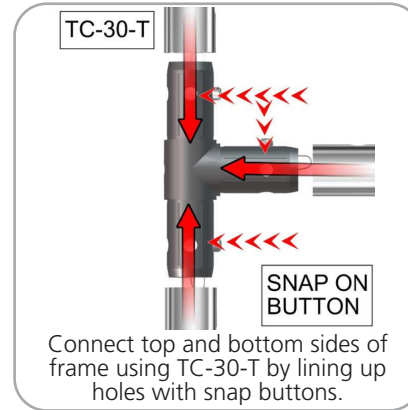
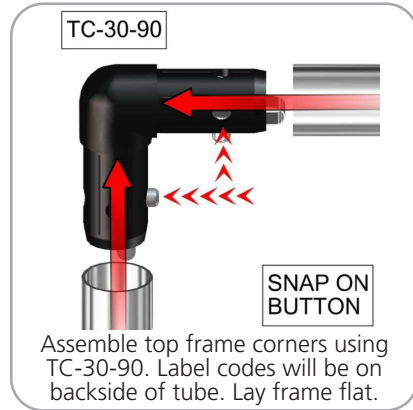
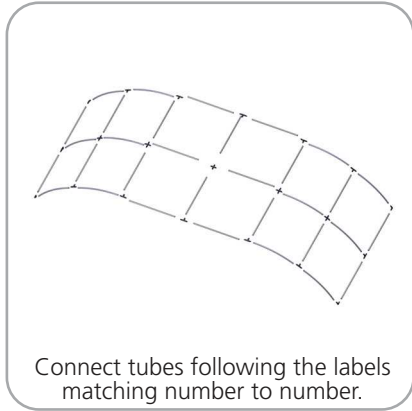
Parts Included		
Part Label	Qty	Part Code
90 DEGREE ELBOW JOINT FOR 30MM TUBING	x4	TC-30-90
T JUNCTION FOR 30MM TUBING	x12	TC-30-T
4 WAY JUNCTION FOR 30MM TUBING	x5	TC-30-X
30MM TUBE SECTION	x12	WH-20-T1
1114MM X 30MM TUBE SECTION	x14	WH-20-T2
1114MM X 30MM TUBE SECTION	x6	WH-20-T3
20' FABRIC GRAPHIC	x1	WH20-01-G



Parts Included		
Part Label	Qty	Part Code
FABRIC GRAPHIC	x1	WH10-01-G
90 DEGREE ELBOW JOINT FOR 30MM TUBING	x4	TC-30-90
T JUNCTION FOR 30MM TUBING	x6	TC-30-T
4 WAY JUNCTION FOR 30MM TUBING	x2	TC-30-X
R2000MM X 30MM TUBE (997MM ARC)	x9	WH10-01-T1
1114MM X 30MM TUBE	x8	WH10-01-T2



STEP 1: ASSEMBLE FRAME



STEP 2: ATTACH GRAPHIC

