

HANGING BANNERS

ONE CHOICE - HANGING BANNER
10 FT. SQUARE 42 IN. SINGLE-SIDED
PRODUCT CODE: OC-HBSQR1042G1



PRODUCT DESCRIPTION

The One Choice Hanging Banner is a must have at your next trade show. These extra large hanging banners are produced from high quality fabric and enable you to be seen from practically anywhere at your trade show. This particular model is 10ft wide and 42 inch tall Includes soft carry bag.

FEATURES

DISPLAY DIMENSIONS

- 10' Diameter x 42" H

GRAPHIC DIMENSIONS

- 480" W x 45" H

GRAPHIC MATERIAL*

- Stretch Fabric

GRAPHIC FINISHING

- Hem with zipper

DISPLAY CONSTRUCTION

- 43 mm. dia. aluminum tube

**Front is on black & white material and backer is Stretch.*

WEIGHTS & DIMENSIONS (WITH STAND & GRAPHICS)

SHIPPING WEIGHTS

- (Qty 1): 41 lbs
- (Qty 12): 492 lbs

PACKAGE DIMENSIONS

- (Single Box):
68" L x 15" W x 9" H
- (Freight):
48" L x 40" W x 73" H skid

TURNAROUND TIME

GRAPHIC PACKAGE

- 3 business days after proof approval*

AVAILABILITY

- WEST COAST FULFILLMENT CENTER

*After proof approval, for **up to 2 sets**. Reply with approval via e-mail by 4:00pm PT the day prior to the assigned ship date.



HANGING BANNERS

ONE CHOICE - HANGING BANNER
10 FT. SQUARE 42 IN. SINGLE-SIDED
PRODUCT CODE: OC-HBSQR1042G1




PARTS LIST




QTY 1:
Carry Bag

Outside Dimensions:
• 66" L x 14" W x 7 1/2" H
Inside Dimensions:
• 65 1/2" L x 14" W x 7 1/2" H



QTY 8:
Horizontal Tubes

• 59 3/4" L
(56 3/8" + 3 3/8" Tapered off)




QTY 8:
Horizontal Tubes

• 59 3/4" L



QTY 6:
Vertical Straight Tubes

• 42" H



QTY 4:
Vertical Curve Tubes

• 42" H (30 mm. dia. tube)




QTY 8:
Corner Connectors

• 5 1/4" L x 5 1/4" W x 5 1/4" H



QTY 1:
Cable

• 13.5 m



QTY 10:
Chains

• 2" H (Per each chain)

NOTE: To suspend hanging banner, professional rigging services are recommended and may be required at most sites.

HANGING BANNERS

ONE CHOICE - HANGING BANNER
10 FT. SQUARE 42 IN. SINGLE-SIDED
PRODUCT CODE: OC-HBSQR1042G1



PARTS LIST



QTY 20:
Large Screws

- 2 3/8" L (Overall Length)
- 2 1/8" L (Thread Length)
- 5/8" Dia. (Head Screw)
- 5/16" (Screw Diameter)



QTY 4:
Eyehook Screws

- 3 3/8" L (Overall Length)
- 2 3/16" L (Thread Length)
- 1 1/8" W x 1/4" L (Eyebolt)
- 11/16" Dia. (Inside Eyebolt)
- 5/16" (Screw Diameter)



QTY 10:
Hook Loop Lock

- 3/4" W x 3/4" H (Overall Size)
- 1/4" Dia. (Hex Nut)
- 1/8" (U-Bolt Diameter)



QTY 1:
6mm Allen Key

- 3 1/2" L

NOTE: Professional rigging services recommended suspending hanging banner.

HANGING BANNERS

ONE CHOICE - HANGING BANNER
10 FT. SQUARE 42 IN. SINGLE-SIDED
PRODUCT CODE: OC-HBSQR1042G1



CARE SHEET - DYE-SUB FABRIC

HANDLING TIPS

1. If your exhibit fabric has a zipper, please keep zipper closed for storage.
2. Wrinkles can be removed with cool iron or fabric steamer.
3. Fabric should NOT be stored when damp or wet. Store in cool, dry area.
4. For storing graphics please remove from plastic packaging that was provided and keep fabric in cool/dry place.

WASHING

1. Your fabric graphic can be machine washed. Remove any hardware attached to the fabric prior to cleaning. Use MILD soap and cool water. Air dry fabric, dry on frame if frame is available.
2. Fabric must be COMPLETELY dry prior to storing.
3. DO NOT DRY CLEAN

STAIN TREATMENT

1. Treat stain from backside of fabric.
2. Remove as much debris as possible with a soft bristle brush (do NOT rub too hard).
3. Use a clean, lint-free white cloth. Lightly pat the stain from the outside moving in (to keep stain from spreading).
4. If a cleaning solution is used, rinse the area well with water to ensure NO solution is left on fabric.
5. Most stains can be treated with household fabric stain removers. It is ALWAYS important to test how the solution will react to the fabric. This can be tested by dabbing solution to a small corner of the fabric. Most household cleaners will provide treatment instructions depending on the type of stain.



- Wrinkles can be removed from fabric with a cool iron or steamer.



- Fabric can be machine washed - use cold water, delicate cycle.



- Do NOT bleach fabric



- Do NOT tumble dry. Fabric must be air dried on the frame to prevent shrinking.